

### ELIGIBILITY

We welcome participation by all Haflingers that meet the breed standard for appearance, including chestnut coat with cream mane and tail. We do not require Haflingers to be registered but they must visibly appear to be Haflingers. If the judge decides your horse doesn't meet the breed standard for appearance of Haflingers, your entry will not be judged and all entry fees refunded (horses with registration numbers listed on entry are exempted).

### VIDEO PROCEDURE

Each AHA! International Haflinger Celebration class video entry will be submitted individually via the form at <https://www.haflingeralliance.com/virtual-show/submit-videos/> and will consist of two or three continuous video segments, filmed without stopping.

### ENTRY CARDS

An entry card must be filmed for 5 seconds before the exhibitor begins each judged performance. Entry cards will be emailed to exhibitors within 48 hours of entries being accepted to show. One card per entry/per class is needed.

### JUDGED PERFORMANCE

The judged performance is the actual video of you and your horse performing for a specific class. Please read all show material carefully, including the Class Descriptions, Patterns, Video Submission Checklist, and all materials at <https://www.haflingeralliance.com/virtual-show/>

### EQUIPMENT CHECK AND BRIDLE DROP

Exhibitors must include an equipment check and bridle drop video segment at the end of each judged performance unless they are not required in the Class Description and Video Submission Checklist.

This video segment must briefly show both sides of the entire horse and the exhibitor, and must also show the exhibitor's spurs and whip, if used. Riders must then dismount and demonstrate two fingers fitting between any noseband and the horse, then remove horse's bridle so the judge can clearly see the bit and curb strap.

Dream Big. Do Stuff. Have Fun. ♡ With Haflinger Horses

All this fun and enthusiasm is © American Haflinger Alliance 2021  
haflingeralliance.com ♡ info@haflingeralliance.com ♡ 4800 Collins Rd #21003 Lansing MI 48909

tell your haflinger story



## HALTER

Classes 1-10,12

*The purpose of these classes is to select individuals in the order of their resemblance to the Haflinger breed ideal with the most positive combination of balance, structural correctness, muscling and movement. Classes are typically divided by the horse's age and sex.*

Video Procedure: entry card, then horses will be shown on the triangle (see pattern). To be judged on conformation and way of going. Manners are judged at the Judge's discretion. May be shown in a bridle or an appropriate show halter. No equipment check required.

## RANCH HALTER – New for 2023!

Class 11

*The purpose of this class is to preserve the Ranch Horse type by selected well-mannered individuals in the order of their resemblance to the breed ideal and that are the most positive combination of balance, structural correctness, and movement with the appropriate breed and sex characteristics and adequate muscling.*

Video Procedure: entry card, then conformation pattern. To be judged on conformation correctness, soundness, eye appeal, and athletic ability. May be shown in a plain leather or rope halter. Horses to be presented without grooming products, braids, or hoof dressings. Fly spray allowed. For additional information and equipment guidelines, see the [USEF Western Division Rules](#) and the [USEF Western Equipment Booklet](#). No equipment check required.

## SHOWMANSHIP

Classes 13-15

*Showmanship focuses on the exhibitor's ability to fit and show a horse at halter. Judges evaluate the grooming and fitting of the horse and the expertise of the exhibitor in presenting the horse to the best of his or her ability. Contestants will demonstrate maneuvers such as walking, trotting, pivoting, backing and setting up for Judge's inspection.*

See patterns for showmanship classes. Video Procedure: entry card, then be judged on "turn out" of horse and handler and handler's ability to present his/her animals. English bridle or plain leather halter, or a western style halter are acceptable. This is not a conformation class. No equipment check required.

## LONGE LINE


Class 16

*The purpose of this class is to demonstrate that a young horse has the movement, manner/expression/attitude and conformation to be competitive under saddle in either western or English tack. Longe line is open to yearlings and two-year-olds.*

The class consists of two parts: a conformation inspection (see pattern) followed by a longeing demonstration lasting approximately 90 seconds. The exhibitor will present the horse at the walk, jog or trot, and lope or canter in both directions, showing at minimum two horse lengths of walk, 1/4 circle of trot/jog, and a 1/4 circle of canter/lope on the correct lead.

The only attachment allowed to the halter is the longe line, not to exceed 30', with a snap attached to the halter. It is permissible to use a longe whip to gently cue the horse. Horses will not be penalized for playing on the longe line, however they should remain attentive and under control.

Video Procedure: entry card, conformation pattern, then longe line presentation. To be judged on movement, manner/expression/attitude, conformation suitable to their purpose, and use of the circle. For additional information and equipment guidelines, see the [NSBA handbook](#). No equipment check required.



**Dream Big. Do Stuff. Have Fun. ♥ With Haflinger Horses**

All this fun and enthusiasm is © American Haflinger Alliance 2022  
haflingeralliance.com ♥ info@haflingeralliance.com ♥ 4800 Collins Rd #21003 Lansing MI 48909

tell your Haflinger story

## **RANCH RIDING – New for 2023!**

**Classes 21, 23**

*Ranch Riding is to show a working horse's versatility, attitude and movement. Riders will demonstrate maneuvers such as walking, jogging or loping in a straight or curved line, pivoting, stopping or changing leads. Horses are evaluated on quality of movement and overall manners and responsiveness while performing required maneuvers.*

See patterns for Ranch Riding classes. Video Procedure: entry card, then be judged on their ability to work at a forward working speed while performing required and optional maneuvers and should simulate horses riding outside the confines of an arena and reflect the versatility, attitude, and movements of a working horse. Ranch horses are to be shown with western tack and can be ridden one-handed or two handed. Working gear preferred over silver equipment. Horses to be shown without grooming products, braids, or hoof dressings. Fly spray allowed. For additional information and equipment guidelines, see the [USEF Western Division Rules](#) and the [USEF Western Equipment Booklet](#). Equipment check and bridle drop required.

## **RANCH PLEASURE – New for 2023!**

**Classes 22, 24**

*Ranch Pleasure is meant to exhibit the versatility and natural movement of a working horse. All three gaits should have forward movement and a natural head-set. The horse and rider should demonstrate smooth transitions between all the gaits and always maintain a controlled, forward movement.*


To be shown at the walk, jog, and lope both directions of the ring. Horses should show 15-40 seconds at each gait, each direction. Riders will reverse toward the inside of the ring at the walk. Transitions should be executed through the walk. Horses should stop near the rail then back 3-5 steps to complete their judged performance.

Video Procedure: entry card, then be judged on their ability to work at a forward working speed while performing required and optional maneuvers and should simulate horses riding outside the confines of an arena and reflect the versatility, attitude, and movements of a working horse. Ranch horses are to be shown with western tack and can be ridden one-handed or two handed. Working gear preferred over silver equipment. Horses to be shown without grooming products, braids, or hoof dressings. Fly spray allowed. For additional information and equipment guidelines, see the [USEF Western Division Rules](#) and the [USEF Western Equipment Booklet](#). Equipment check and bridle drop required.

**Dream Big. Do Stuff. Have Fun. ♥ With Haflinger Horses**

All this fun and enthusiasm is © American Haflinger Alliance 2022  
haflingeralliance.com ♥ info@haflingeralliance.com ♥ 4800 Collins Rd #21003 Lansing MI 48909

*tell your Haflinger story*



## WESTERN PLEASURE

Classes 25, 26, 29, 30

*Western pleasure horses should be as the name implies - a pleasure to ride. Horses circle the perimeter of the arena to perform each gait. Horses are evaluated on functional correctness, quality of movement including consistency of their gaits, and attitude under western tack.*

To be shown at the walk, jog, and lope both directions of the ring. Horses should show 15-40 seconds at each gait, each direction. Riders will reverse toward the inside of the ring at the walk. Transitions should be executed through the walk. Horses should stop near the rail then back 3-5 steps to complete their judged performance.

A Junior western horse is age five years and under and may be shown in a ring snaffle or hackamore with two hands (both hands must be visible to the judge) or may be shown in a bridle (one-handed). Once an option is chosen, it must be continued for the duration of that show. Senior horses must be shown with a shanked bit and ridden with one hand only.

Video Procedure: entry card, then be judged on performance, manners, soundness and way of going with the ability to give a good pleasure ride 80%, conformation and type 20%. For additional information and equipment guidelines, see the [USEF Western Division Rules](#) and the [USEF Western Equipment Booklet](#). Equipment check and bridle drop required.

## WESTERN HORSEMANSHIP

Classes 27, 28, 31, 32

*Western horsemanship is judged on the horsemanship abilities of the rider using western tack. Riders will demonstrate maneuvers such as walking, jogging or loping in a straight or curved line, pivoting, stopping or changing leads.*

See patterns for horsemanship classes. Video Procedure: entry card, then be judged on the cleanliness and neatness of horse, rider and equipment, the rider's basic position and the techniques used by the rider in executing maneuvers in order to obtain the desired performance. For additional information and equipment guidelines, see the [USEF Western Division Rules](#) and the [USEF Western Equipment Booklet](#). Equipment check and bridle drop required.

## ENGLISH PLEASURE

Classes 33, 34, 37, 38

*The preliminary class for English riding disciplines, judges evaluate the way of going of a hunter-type horse on the flat at a walk, trot, and canter. Horses circle the perimeter of the arena to perform each gait.*

To be shown at the walk, trot, and canter both directions of the ring. Horses should show 15-40 seconds at each gait, each direction. Riders will reverse toward the inside of the ring at the walk. Transitions should be executed through the walk. Horses should stop near the rail then back 3-5 steps to complete their judged performance.

Video Procedure: entry card, then be judged on performance, manners, soundness, way of going, and the ability to give a good pleasure ride 80%; type and conformation 20%. For additional rules and equipment guidelines, see the [USEF Hunter/Jumper Rules](#). Equipment check and bridle drop required.

## ENGLISH EQUITATION

Classes 35, 36, 39, 40

*Equitation evaluates the rider, not the performance of the horse. Riders will demonstrate maneuvers such as changing gaits (walk, trot, canter), traveling in a figure-8 pattern and backing up.*

See patterns for Equitation classes. Video Procedure: entry card, then be judged on the cleanliness and neatness of horse, rider and equipment, the rider's basic position and the techniques used by the rider in executing maneuvers to obtain the desired performance. For additional rules and equipment guidelines, see the [USEF Hunter/Jumper Rules](#). Equipment check and bridle drop required.



**Dream Big. Do Stuff. Have Fun. ♥ With Haflinger Horses**

All this fun and enthusiasm is © American Haflinger Alliance 2022  
haflingeralliance.com ♥ info@haflingeralliance.com ♥ 4800 Collins Rd #21003 Lansing MI 48909

tell your Haflinger story

## HUNTER HACK

**Class 41**

*Hunter Hack is the transitional English class between English Pleasure and Hunter Over Fences. It requires a horse to move freely and easily while jumping small fences, and to be evaluated on the flat.*

Horses are required to jump two fences 2' in height, then to be shown at the walk, trot, and canter both directions of the ring. Horses should show 15-40 seconds at each gait, each direction. Riders will reverse toward the inside of the ring at the walk. Transitions should be executed through the walk. Horses should stop near the rail then back 3-5 steps to complete their judged performance.

See pattern for Hunter Hack. Video Procedure: entry card, then be judged on performance, manners, soundness, way of going, and the ability to give a good pleasure ride 80%; type and conformation 20%. For additional rules and equipment guidelines, see the [USEF Hunter/Jumper Rules](#). Equipment check and bridle drop required.

## HUNTER OVER FENCES

**Classes 42, 44**

*The horse is judged on a course of jumps that simulate obstacles found in a hunting field: fences, brush, and walls.*

In the cross rails division, jumps are crossed poles 18" in height and jumped from the trot or canter. In the Hunter division, jumps are 2' to 2'3" in height and are jumped from the canter. Manners, style of jumping, flow of strides and balance are elements that judges consider when marking a score.

See pattern for Hunter Over Fences classes. Video Procedure: entry card, then be judged on performance, manners, soundness, way of going, and the ability to give a good pleasure ride 80%; type and conformation 20%. For additional rules and equipment guidelines, see the [USEF Hunter/Jumper Rules](#). Equipment check and bridle drop required.

## EQUITATION OVER FENCES

**Classes 43, 45**

*Equitation over fences tests the rider's seat, hands, and ability to control and show a horse jumping over fences. The rider is evaluated on a course of jumps that simulate obstacles found in a hunting field: fences, brush, and walls.*

In the Cross Rails division, jumps are crossed poles 18" in height and jumped from the trot or canter. In the Equitation Over Fences division, jumps are 2' to 2'3" in height and are jumped from the canter.

See pattern for Equitation over Fences classes. Video Procedure: entry card, then be judged on the cleanliness and neatness of horse, rider and equipment, the rider's basic position and the techniques used by the rider in executing maneuvers in order to obtain the desired performance. For additional rules and equipment guidelines, see the [USEF Hunter/Jumper Rules](#). Equipment check and bridle drop required.

**Dream Big. Do Stuff. Have Fun. ♥ With Haflinger Horses**

All this fun and enthusiasm is © American Haflinger Alliance 2022  
haflingeralliance.com ♥ info@haflingeralliance.com ♥ 4800 Collins Rd #21003 Lansing MI 48909

*tell your Haflinger story*



## PLEASURE DRIVING

**Classes 46, 47**

*A pleasure driving class in which entries are judged primarily on the suitability of a horse to provide a pleasant drive.*

Horses to be shown both ways of the arena at a walk, slow trot, working trot and a strong trot. Horses should show 20-40 seconds at each gait, each direction. Drivers will reverse across the diagonal at the working trot. Horses should stop near the rail then back 3-5 steps to complete their judged performance.

Video Procedure: entry card, then be judged 70% on performance, manners, and way of going; 20% on the condition and fit of the harness and vehicle; 10% on neatness of attire. For additional information and equipment guidelines, see the [American Driving Society Rule Book](#). Equipment check required; do not drop bridle!

## REINSMANSHIP

**Class 48**

*A pleasure driving class in which entries are judged primarily on the ability and skill of the driver.*

Horses should perform the pattern then be shown both ways of the arena at a walk, slow trot, working trot and strong trot. Horses should show 20-40 seconds at each gait, each direction. Drivers will reverse across the diagonal at the working trot. Horses should stop near the rail then back 3-5 steps to complete their judged performance.

See pattern for Reinsmanship. Video Procedure: entry card, then be judged 75% on the handling of reins and whip, control, posture, and overall appearance of driver; 25% on the condition of harness and vehicle and neatness of attire. For additional information and equipment guidelines, see the [American Driving Society Rule Book](#). Equipment check required; do not drop bridle!

## TURNOUT

**Class 49**

*A pleasure driving class in which entries are judged primarily on the performance and quality of each turnout.*

Horses to be shown both ways of the arena at a walk, slow trot, working trot and strong trot. Horses should show 20-40 seconds at each gait, each direction. Drivers will reverse across the diagonal at the working trot. Horses should stop near the rail then back 3-5 steps to complete their judged performance.

Video Procedure: entry card, then be judged 40% on performance, manners, and way of going; 30% on the condition, fit and appropriateness of harness and vehicle; 15% on neatness and appropriateness of attire; 15% on overall impression. For additional information and equipment guidelines, see the [American Driving Society Rule Book](#). Equipment check required; do not drop bridle!



**Dream Big. Do Stuff. Have Fun. ♥ With Haflinger Horses**

All this fun and enthusiasm is © American Haflinger Alliance 2022  
haflingeralliance.com ♥ info@haflingeralliance.com ♥ 4800 Collins Rd #21003 Lansing MI 48909

*tell your Haflinger story*

## DRIVEN DRESSAGE

**Class 50**

*Driven dressage is what it implies – dressage in harness. Driven dressage requires training, suppleness, obedience, and safety in all paces and movements, with the horse on the bit and correctly positioned while maintaining cadence and impulsion.*

ADS or FEI driven dressage tests may be used for this competition.

Video Procedure: entry card, then be judged on the freedom, regularity of paces, harmony, impulsion, suppleness, lightness, ease of movement and correct bending of the horse on the move. Competitors will also be judged on style, accuracy, and general control of their horses, and also on the dress, condition of their harness and vehicle and the presentation of their whole turnout. For additional information and equipment guidelines, see the [American Driving Society Rule Book](#). Equipment check required; do not drop bridle!

## TRAIL

**Class 51-56**

*Just as a decathlete must train in several events, trail horses must also be accomplished in numerous obstacles such as passing through gates and crossing bridges. This class focuses on the skill of the horse to handle certain situations that might occur on an outdoor trail ride.*

Scoring is based on the horse's willingness, ease, and grace in negotiating the course. The exhibitor will also be evaluated on how smoothly and efficiently he/she handles the horse while completing each obstacle.

See patterns for trail. Video Procedure: entry card, then be judged on manners, way of going, performance, obedience, and willingness of the horse. May be shown in western, English or dressage tack. Equipment check and bridle drop required. Trail In-Hand is open to horses two and younger.

### **Trail Course Tips:**

*Walk Overs: about 24" apart*

*Jog Overs: about 36" apart*

*Lope Overs: about 6-7' apart*

*Box: about 6-8' square*

*Backing Chute: about 36" wide*

*Bridge: about 36" wide. A tarp or plywood may be used.*

*Serpentine: about 12' between markers*

*Gate: an arena gate may be used if it is safe*

## WESTERN DRESSAGE

**Classes 61-89**

*Western Dressage integrates the historically validated principles of dressage with the best of western working horse traditions. It is a systematic and progressive system of training for the western horse and rider with the purpose of creating a safe, pleasurable, versatile, and useful working horse.*

This show is a Western Dressage Association of America recognized show and WDAA tests will be used.

Video Procedure: entry card, then be judged on the accuracy and quality of the test performed, gaits, impulsion, rider's position and correct and effective use of the aids, and harmony. For additional information and equipment guidelines, see the [USEF Western Dressage Rules](#) and the [Western Dressage Association of America's Rules & Guidelines](#). Equipment check and bridle drop required.

**Dream Big. Do Stuff. Have Fun. ♥ With Haflinger Horses**

All this fun and enthusiasm is © American Haflinger Alliance 2022  
haflingeralliance.com ♥ info@haflingeralliance.com ♥ 4800 Collins Rd #21003 Lansing MI 48909

*tell your Haflinger story*





## AHA DRESSAGE – LONG REIN DRESSAGE TEST

**Class 90**

*These specially created AHA Dressage Tests are designed to evaluate horses and exhibitors at any stage of their journey, using dressage principals. Long reining dressage requires the handler to demonstrate their skills for working the horse in long-reins through a sequence of movements, as in ridden dressage..*

To be shown with reins passing through a surcingle or driving saddle and connecting to the bit. Open or blinkered driving bridle may be used. No additional checks, side reins or training aids may used. When driving a circle, the handler may chose to drive the horse from behind following the outline of the circle or to stand in the center of the circle and use the two reins to lunge the horse around the circle.

See patterns for test. Video Procedure: entry card, then be judged on the horse's obedience, acceptance of the bridle and of the handler's aids, gaits, impulsion, and the harmony between horse and rider. No equipment check or bridle drop required.

## AHA DRESSAGE – WALK ONLY DRESSAGE TEST

**Class 91**

*These specially created AHA Dressage Tests are designed to evaluate horses and exhibitors at any stage of their journey, using dressage principals.*

See patterns for test. Test may be ridden for dressage or western dressage. Leaders or sidewalkers may be present, but the rider must direct the horse throughout the test. No coaching is allowed.

Video Procedure: entry card, then be judged on the horse's obedience, acceptance of the bridle and of the rider's aids, gaits, and the harmony between horse and rider. No bridle drop required.

## DRESSAGE

**Classes 94-120**

*Dressage is a traditional training method to develop a horse physically and mentally through systematic and gymnastic training to perform any task to the best of their ability. The purpose of dressage is to strengthen and supple the horse while maintaining a calm and attentive demeanor, through a progressively more challenging set of patterns, called tests.*


USDF, USEF, and FEI dressage tests will be used for this competition.

Video Procedure: entry card, then be judged on the horse's obedience, acceptance of the bridle and of the rider's aids, gaits, impulsion, and the harmony between horse and rider. For additional information and equipment guidelines, see the [USEF Dressage Rules](#). Equipment check and bridle drop required.

**Dream Big. Do Stuff. Have Fun. ♥ With Haflinger Horses**

All this fun and enthusiasm is © American Haflinger Alliance 2022  
haflingeralliance.com ♥ info@haflingeralliance.com ♥ 4800 Collins Rd #21003 Lansing MI 48909

*tell your Haflinger story*





## **COSTUME**

**Classes 57**

*A fun class to show off your humor and creativity!*

To be shown both ways of the arena at a walk for 30-40 seconds. A halt and rein back should be demonstrated.

Video Procedure: entry card, then be judged on costume originality, attention to detail, theme, and overall appearance. No equipment check or bridle drop required.

## **LEAD LINE**

**Class 58**

*Lead Line is a horse show class for young children (under 7) or children at heart (over 70). An adult or responsible older child is required to lead the horse in-hand, while the rider that is judged sits on the horse and holds the reins.*

To be shown both ways of the arena at a walk for 30-40 seconds. A halt and rein back should be demonstrated.

Video Procedure: entry card, then the rider is judged on their equitation, limited to proper seat, leg and hand position, and to a lesser extent on poise. The judge may award extra points if the rider initiates certain commands. No equipment check or bridle drop required.

## **HUSBANDS/GROOMS WALK ONLY**

**Class 59**

*Let your good spirited but non-riding supporters participate for their chance at a ribbon!*

To be shown both ways of the arena at a walk for 30-40 seconds. A halt and rein back should be demonstrated.

Video Procedure: entry card, then the rider is judged on their equitation, limited to proper seat, leg and hand position, and to a lesser extent on poise. The judge may award extra points if the rider initiates certain commands. No equipment check or bridle drop required.

## **BLOOPERS**

**Class 60**

*A free fun class to share your bloopers and unintended moments.*

Video not to exceed 60 seconds. Please include horse name and class number in video title so we know who you are!

**Dream Big. Do Stuff. Have Fun. ♥ With Haflinger Horses**

All this fun and enthusiasm is © American Haflinger Alliance 2022  
haflingeralliance.com ♥ info@haflingeralliance.com ♥ 4800 Collins Rd #21003 Lansing MI 48909

*tell your Haflinger story*

